


1-1

1.1

				G		
				G		
				KG		

1-2

9 +



1.2

1.3

1-4

--	--	--

1.4

1-5

--	--	--

1.7



1.

				ML		
			ML	ML		
			ML	ML		
			ML	ML		
				ML		
			ML	ML		
				G		

1. 12

D

G

1.13

				G		
			E	G		
				G		
				ML	ML	

1-14

1.14

				G	
				G	
			D		
			G	G	
			G	G	
				G	
				ML	
				G	
				G	

1-15

1. 15

			ML	ML		
			ML	ML		
			ML	ML		
			ML	ML		

1-16

1. 16

			ML	ML		
				ML		
				ML		
			ML	ML		
			ML	ML		

1-17

1.17

			KG	KG	

1-18

1.1

			ML	ML		
			ML	ML		
			ML	ML		
			ML	ML		
			ML	ML		
			ML	ML		
			ML	ML		
			ML	ML		
			ML	ML		

--	--	--

1.1

				ML	
				ML	
			ML	ML	
				ML	
				ML	
				ML	
				ML	
				ML	
				ML	

1. 21

		ML		
		L		
		L		
		L		
		ML		
		L		
		L		

1-22

_____	_____
_____	_____
_____	_____
_____	_____

_____	_____
_____	_____
_____	_____
_____	_____

1.24

1-25

1.25

_____	_____
_____	_____
_____	_____
_____	_____

		ML		
		ML		
		ML		
		ML		
		ML		
		ML		
		ML		
		ML		
		ML		
		ML		

1-27

_____	_____
_____	_____
_____	_____
_____	_____

1.2

	ABC			
	ABC			
	ABC			

80

€ T M V € C X > | S

		ML		
		ML		
		ML		
		ML		
		ML		

_____	_____
_____	_____
_____	_____
_____	_____

1.30

--	--	--	--	--

1-31

_____	_____
_____	_____
_____	_____
_____	_____

--	--

1.31

1.32

1-33

_____	_____
_____	_____
_____	_____
_____	_____

--	--	--

		ML		
		L		
		L		

1-34

_____	_____
_____	_____
_____	_____
_____	_____

_____	_____
_____	_____
_____	_____
_____	_____

1.36

--

1.3

		9!	

2-1

2.1

3

,

2-2

3

,

2-3

2.4

	2021	6	14

3

,

2-5

2.6

	—

3

,

2-7

2-11

2.11

	”

2-12

2.13

3

,

2-14

2. 14

	18

,

2-15

2. 16

3

,

2-17

--	--	--

2.17

3

,

2-18

2.1

3

,

2-19

2.1

3

,

2-20

		±.G 3	
		3M	

3

,

3-1

		DM		(%)		(%)		(%)	

3-2

3.2 201 4
(%) (%) (%) (%)

3.6 201 5 2

3-7

3.7

EC EC
 L L

3.



G

G



3-9

3-



3.13

()	9331			8026				86.01%
								9317

1							
2							
3							
4							
5							
6							
7							
8							
9							
10							

3-14

ML

ML

ML


ML

ML

ML

ML

N^EOD' 0.0° 0°



The diagram shows a horizontal beam supported by two circular rollers. Below the beam is a table with three rows and three columns. The top row of the table is shaded black.

12,000.00

3.1 1 201

	1	2	3	4	Total
					2,716,772.00
					1,336,510.96
					1,380,261.04
	52.11%	50.50%	50.69%	49.58%	50.81%
					152,206.32
					1,053,081.00
					868,612.00
					179,152.00
					5,317.00
	110,277.73	(8,303.07)	13,557.61	59,441.45	174,973.72
					0.00
					0.00
					0.00
					0.00
					0.00
					0.00
	110,277.73	(8,303.07)	13,557.61	59,441.45	174,973.72
					36,000.00
	101,277.73	(17,303.07)	4,557.61	50,441.45	138,973.72
	11.35%	-3.92%	0.77%	6.40%	5.12%

3-19

							ML						

3-20

4-2

4-3

4-4

--	--	--

4-5

4-6

--	--

4-7

4-8

4-9

4-10

--	--	--

4-11

4-12

4-13

4-14

4-15

--	--	--

4-16

H

4-18

H

4-19

H

4-20

H

4-22

	DM

4-23

4-26

	DM	
6	1	50
		2000

4-28

4-30

4-32

5-4

--	--	--

5-9

5-11

5-12


5-13

5-14

5-17

5-18

5-19



Ä U + AÑÿ #P

6-5

--	--	--

6-11

6-12

6-14

--	--	--

